




Kentucky High School Athletic Association

2280 Executive Drive ° Lexington, KY 40505 ° www.khsaa.org ° (859)299-5472 (859)293-5999 (fax)

MEMORANDUM

To: Superintendent, Principal, and Athletic Director
Anderson County High School

From: Brigid L. DeVries, Commissioner
Larry Boucher, Assistant Commissioner 


Date: June 6, 2005

Subject: 2004-2005 Title IX Annual Report Forms Submission

Enclosed please find a copy of Form T-65, the 2004-2005 KHSAA Title IX Annual Report Submission Status Report. In addition, you may find an attachment with corrected copies of the forms submitted by your school personnel. Please review this information so the forms can be completed accurately in the future.

Also, KHSAA Audit Team Members may have requested resubmission of some of the 2004-2005 Annual Report Forms or need additional information on your athletic programs. Please submit this information by the date requested if this is applicable. Copies and all KHSAA Title IX documents must be kept current and included in your permanent Title IX File at the school. All documents are subject to Open Records Requests.

Should you need any further information, please do not hesitate to call anytime.



**KHSAA TITLE IX
ANNUAL REPORT SUBMISSION
STATUS REPORT
2004-2005**

KHSAA
Form T65
Revised 4/05

TO: KHSAA Member School Superintendents, Principals, and Athletic Directors

FROM: Brigid L. DeVries, Commissioner
Larry Boucher, Assistant Commissioner

DATE: June 6, 2005

School	Anderson County High School	Reviewed by	Gary W. Lawson
--------	-----------------------------	-------------	----------------

The following is a status report regarding the required 2004 - 2005 Title IX Annual Report submission of forms due into the KHSAA office by April 15, 2005. Appropriate KHSAA Audit Team personnel have reviewed these forms and the following is a summary of this review.

I. Checklist of Forms properly submitted in a satisfactory manner:

✓	GE 19 (Annual Verification)	✓	T-35 (Budget Chart)
✓	T-1 (Summary Program Chart 1)	✓	T-36 (Budget Chart)
✓	T-2 (Summary Program Chart 2)	✓	T-41 (Checklist – Overall Interscholastic Program)
✓	T-3 (Summary Program Chart 3)	✓	T-60 (Corrective Action Plan)
✓	T-4 (Summary Program Chart 4)		

II. Status

A.	✓	2004 – 2005 Forms are satisfactory and no further information or action is necessary at this time.
B.		Errors have been noted with respect to the following forms:
C.		The following forms were omitted and must be submitted by school representatives:
D.	✓	<p>Other Recommendation and Comments:</p> <ul style="list-style-type: none"> ▪ All calculations appear to be correct and the report is in good order. ▪ According to responses submitted by school personnel, the school is currently meeting the standards established in Test # 3 for Athletic Participation Opportunities. ▪ The one area of concern is athletic spending. The major imbalance shown on the school's Forms T-35 & T-36 is followed by an explanation in the school's report. Generally, finances are evaluated over a two-year period. <u>It is, therefore, very important that school administrators and the Gender Equity Review Committee monitor athletic spending over the next year to attempt to bring about equity.</u>



Kentucky High School Athletic Association

**2004-2005 KENTUCKY HIGH SCHOOL ATHLETIC ASSOCIATION
ANNUAL VERIFICATION OF TITLE IX PROCEDURES
(To be submitted by April 15, 2005 along with other required forms)**

APR 14 2005

The Anderson County High School, Lawrenceburg, Kentucky
(Name of High School) (City)

certifies to the Kentucky High School Athletic Association that the following is an accurate and true representation of the facts surrounding compliance with 20 U.S.C. Sections 1681-1688, et. Seq. (also known as Title IX)

I certify the following provisions in accordance with records at the school contained in the permanent Title IX file, and to the best of my knowledge have completed the following tasks (All boxes must be checked).

- Established a gender equity committee at the high school. (list committee personnel and provide attachment if necessary)

Name	Address	Phone	Title
Larry Basham	103 North Main Street	(502) 839-3406	Assistant Superintendent
Ray Woodyard	One Bearcat Drive	(502) 839-5118	Principal
Ronnie Fields	One Bearcat Drive	(502) 839-5118	Athletic Director/Asst. Principal
Kathy Wright	One Bearcat Drive	(502) 839-5118	Assistant Golf Coach/Asst. Principal
Erika Saunders	One Bearcat Drive	(502) 839-5118	Swim Coach
Jared Graves	One Bearcat Drive	(502) 839-5118	Student
Amy Lee	One Bearcat Drive	(502) 839-5118	Student

- Scheduled a minimum of three meetings during the 2004-2005 school year on the following dates:
October 9, 2004
February 15, 2005
April 12, 2005

- Designated the following person(s) as the Title IX coordinator for the school:

Ronnie Fields Athletic Director/Assistant Principal One Bearcat Drive (502) 839-5118
Name Title Address Phone

- Designated the following person(s) as the Title IX coordinator for the district:

Larry Basham Assistant Superintendent 103 North Main Street (502) 839-3406
Name Title Address Phone

- School personnel are continuing to make periodic reviews of the boys' and girls' athletics program reflected in the Corrective Action Plan.

- In addition to the above information, the above referenced school maintains a complete permanent file relative to Title IX records including copies of the self-assessment audit, all corrective action plans, and other related materials.

[Signature] April 13, 2005
Principal's Signature Date

[Signature] [Signature]
Superintendent Signature School Board Chairpersons' Signature

(Send original copy to KHSAA - Maintain duplicate in Title IX school folder)

2004-2005
ACCOMMODATION OF INTERESTS AND ABILITIES
SUMMARY PROGRAM CHART 1

KHSAA
Form T1
Rev. 10/04

Participation Opportunities Test One

		(Column 1)	(Column 2)	(Column 3)	(Column 4)
	Program	Enrollment	Percentage of Total Enrollment	Number of Interscholastic Participants (double and triple count)	Percentage of Total Participation
Row 1	GIRLS	534	50.3%	201	43.1%
Row 2	BOYS	528	49.7%	265	56.9%
Row 3	Totals	1062	100%	466	100%

Instructions:

*Number of 8th grade students & below used in Column 3 and Column 4 calculations if applicable: 19

- 1) Determine the total number of girls enrolled, (place in Row 1, Column 1). Determine the total number of boys enrolled, (place in Row 2, Column 1).
- 2) Add the total number of girls and boys enrolled to determine total enrollment, (place in Row 3, Column 1).
- 3) Calculate the percentage of total enrollment that is female. (Divide Row 1, Column 1 by row 3, Column 1 and place in Row 1, Column 2.) Calculate the percentage of total enrollment that is male. (Divide Row 2, Column 1 by Row 3, Column 1 and place in Row 2, Column 2.) Note: Row 1, Column 2 plus Row 2, Column 2 should total 100%.
- 4) Ask the head coaches to review the most updated eligibility or squad lists for their teams. Ask coaches to confirm the names of those individuals who are on the team as of the first **date of competition**, and cross out the names of those who were cut from the team or quit the team prior to the first competitive event. Determine the total number of interscholastic athletics participants that are girls, (and place in Row 1, Column 3). In order to determine the total number of athletics participants, an individual should be counted each time he or she participates on a team. For example, if Jane Doe competes on the varsity volleyball team, the junior varsity volleyball team, the junior varsity basketball team, and the varsity softball team, she should be counted as four participants (**do not include club or intramural sports participants, cheerleaders, dance teams, or pom squads**). Calculate the same way for boys and girls. * In addition, should 8th grade students and below play on a Freshman, Junior Varsity, or Varsity team, they should also be counted for each team and sport on which they participate. If applicable, please asterisk the above notation as to how many 8th grade students & below are included in the totals. Using the same procedure, determine the total number of interscholastic athletic participants that are boys, (and place in Row 2, Column 3). Add Row 1, Column 3 plus Row 2, Column 3 to get total participants and place in Row 3, Column 3.
- 5) Calculate the percentage of female participation. (Row 1, Column 3 divided by Row 3, Column 3 and place in Row 1, Column 4.) Calculate the percentage of male participation. (Row 2, Column 3 divided by Row 3, Column 3 and place in Row 2, Column 4.) Note: Row 1, Column 4 plus Row 2, Column 4 should total 100%.

Note: While being within three percent is not a formal compliance standard; if the percent listed in Row 1, Column 4 is within 3% of Row 1, Column 2, then it provides a good target within which compliance is likely.

Principal's Signature: *B. Woody* Date: April 13, 2005

2004-2005
ACCOMMODATION OF INTERESTS AND ABILITIES
SUMMARY PROGRAM CHART 2

KHSAA
 Form T2
 Rev. 10/04

Participation Opportunities Test Two

		Column 1	Column 2	Column 3	Column 4	Column 5
Program		Number of Teams Currently Offered	Number of Participants	Number of Teams Added in Last Five Years	Number of Participants Added in Last Five Years	Percent of Total Participation By Sex Added in Last 5 Years
GIRLS	Row 1	varsity:	9	117	2	25
	Row 2	j.v.:	4	62	0	0
	Row 3	frosh:	1	22	0	0
	Row 4	total:	14	201	2	25
BOYS	Row 5	varsity:	10	151	1	6
	Row 6	j.v.:	5	77	0	0
	Row 7	frosh:	3	37	0	0
	Row 8	total:	18	265	1	6

- 1) For Column 1, list the number of interscholastic teams offered for girls and boys at each competitive level (varsity, junior varsity, and freshman). For girls, total each of the entries in Rows 1, 2, and 3 into Row 4. For boys, total Rows 5, 6, and 7 into Row 8.
- 2) For Column 2, list the number of participants at each level. For girls, total each of the entries in Rows 1, 2, and 3 into Row 4. For boys, total Rows 5, 6, and 7 into Row 8. **Note:** The totals in Row 4 for girls and in Row 8 for boys must be the same as the totals in Form T-1, Column 3, Rows 1 and 2 respectively.
- 3) For Column 3, list the number of interscholastic teams that have been added in the last five years at each competitive level. Count each team added during the 5 year period only one time. e.g. Girl's junior varsity soccer was added 3 years ago, count the team only once, not 3 times. For girls, total the entries in Rows 1, 2, and 3 into Row 4. For boys, total Rows 5, 6, and 7 into Row 8.
- 4) For Column 4, list the number of participants that are currently on each level of the teams that were added in the last five years. If a team was added previously but no longer exists, there are no current participants to be added for that team. For girls, total the entries in Rows 1, 2, and 3 into Row 4. For boys, total Rows 5, 6, and 7 into Row 8.
- 5) For Column 5, calculate the percentage of participants that have been added in the last five years. For girls, take the number in Column 4, Row 4 and divide by the number in Column 2, Row 4. For boys, take the number in Column 4, Row 8 and divide it by the number in Column 2, Row 8.

Note: If the percentage of current participants added in the last five years is 25% or greater, compliance with test two may be possible. If less than 25%, then compliance with test three should be analyzed. **CAUTION:** 25% is not a formal compliance standard.

Principal's Signature: 

Date: April 13, 2005


2004-2005
ACCOMMODATION OF INTERESTS AND ABILITIES
SUMMARY PROGRAM CHART 3

KHSAA
 Form T3
 Rev. 10/04

Participation Opportunities Test Three

FOR ANY QUESTION ANSWERED "YES" IDENTIFY THE RESPECTIVE SPORT(S).

	GIRLS (Yes / No)	BOYS (Yes / No)
1. For a sport not currently played at the interscholastic level (varsity, junior varsity, or freshman) in your school, is there an intramural team offered for that sport?	No	No
2. For a sport <u>not</u> currently offered in your interscholastic athletics program, is there sufficient interest to form a viable interscholastic team based on participation on an intramural team or community recreation teams?	No	No
3. For a sport <u>not</u> currently offered, is there sufficient interest, based on your most recent Student Interest Survey, to form a viable interscholastic team based on student responses from the interscholastic survey? If yes, what sport?	No	No
4. For a sport currently offered at the varsity level only, is there sufficient interest, based on your most recent Student Interest Survey, to form a viable team for a junior varsity or freshman team that is not currently offered?	No	No
5. For a sport currently offered at the junior varsity or freshman level is there sufficient interest, based on your most recent Student Interest Survey, to form a varsity team not currently offered?	No	No
6. If you answered YES to question (1), (2), (3), (4), or (5), are there enough high schools in your geographic area offering the sport (at the appropriate level) to allow for the development of a reasonable schedule of competition?		

Principal's Signature: 

Date: April 13, 2005

2004-2005
ACCOMODATION OF INTERESTS AND ABILITIES
SUMMARY PROGRAM CHART 4

Levels of Competition Test One

		Column 1	Column 2	Column 3
Girls	Team Levels	Number of Teams Currently Offered	Number of Participants	Percentage of Participants at Each Level
Row 1	varsity:	9	117	58.2%
Row 2	j.v.:	4	62	30.9%
Row 3	frosh:	1	22	10.9%
Row 4	total:		201	100%
Boys				
Row 5	varsity:	10	151	57%
Row 6	j.v.:	5	77	29%
Row 7	frosh:	3	37	14%
Row 8	total:		265	100%

- 1) Column 1, list the number of interscholastic teams offered for girls and boys at each competitive level; varsity, junior varsity, and freshman. (Refer to Form T-2, Accommodation of Interests and Abilities, Summary Program Chart 2, Column 1.)
- 2) For Column 2, list the number of participants at each level. For girls, total the entries in Rows 1, 2, and 3 into Row 4. For boys, total the entries in Rows 5, 6, and 7 into Row 8. (Refer to Form T-2, Accommodation of Interests and Abilities, Summary Program Chart 2, Column 2.)
- 3) For Column 3, calculate the percentage of female and male participants at each level.
For girls' varsity, junior varsity, and frosh, respectively:
 - Divide Column 2, Row 1 by Column 2, Row 4, and place the percentage in Column 3, Row 1.
 - Divide Column 2, Row 2 by Column 2, Row 4, and place the percentage in Column 3, Row 2.
 - Divide Column 2, Row 3 by Column 2, Row 4, and place the percentage in Column 3, Row 3.
 -
 For boys' varsity, junior varsity, and frosh, respectively:
 - Divide Column 2, Row 5 by Column 2, Row 8, and place the percentage in Column 3, Row 5.
 - Divide Column 2, Row 6 by Column 2, Row 8, and place the percentage in Column 3, Row 6.
 - Divide Column 2, Row 7 by Column 2, Row 8, and place the percentage in Column 3, Row 7.

Principal's Signature: _____


Date: April 13, 2005

**2004-2005
BUDGETED AND ACTUAL EXPENDITURES - PROGRAM COMPARISON CHART
TO INCLUDE BOOSTER CLUB FUNDING**

	equipment and supplies	travel	awards	coaches' salaries (to include supplemental and extended employment)	facilities improvements	publications (if sport-specific)
	Expenditures	Expenditures	Expenditures	Expenditures	Expenditures	Expenditures
G basketball	\$0	\$3,800	\$600	See Insert	\$1,500	N/a
B basketball	\$3600	\$4,000	\$5,000	See Insert	\$1,500	N/a
G softball	\$5,500	\$10,500 (1)	\$400	See Insert	N/a	N/a
B baseball	\$16,600	\$6,700 (1)	\$400	See Insert	\$88,000 (2)	N/a
G cross country	\$100	Paid by Board of Ed	0	See Insert	N/a	N/a
B cross country	\$100	Paid by Board of Ed	0	See Insert	N/a	N/a
G golf	\$500	Paid by Board of Ed	\$300	See Insert	N/a	N/a
B golf	\$900	Paid by Board of Ed	\$400	See Insert	N/a	N/a
G soccer	\$400	Paid by Board of Ed	\$700	See Insert	\$8,000 (2)	N/a
B soccer	\$400	Paid by Board of Ed	\$1400	See Insert	\$8,000 (2)	N/a
G swimming	(5)	Paid by Board of Ed	\$100	See Insert	N/a	N/a
B swimming	(5)	Paid by Board of Ed	\$100	See Insert	N/a	N/a

1. Total expenditures on T-35 and T-36 on the 2004-2005 year report due by April 15, 2005, should reflect the total monies spent (rounded off to nearest hundred) for the entire year of 2003-2004 ending June 30, 2004.

2. Booster Club Funding/Contributions must be included in the expenditures total.

Principal's Signature:  Date: 4/13/2005

**2004-2005
BUDGETED AND ACTUAL EXPENDITURES - PROGRAM COMPARISON CHART 2
TO INCLUDE BOOSTER CLUB FUNDING**

Teams	equipment and supplies	travel	awards	coaches' salaries (to include supplemental and extended employment)	facilities improvements	publications (if sport-specific)
	Expenditures	Expenditures	Expenditures	Expenditures	Expenditures	Expenditures
G track	\$100.00	Pd by Board of Ed	0	See Insert	\$8,000 (2)	N/a
B track	\$100.00	Pd by Board of Ed	0	See Insert	\$8,000 (2)	N/a
G tennis	\$800.00	Pd by Board of Ed	0	See Insert	\$34,500 (3)	N/a
B tennis	\$800.00	Pd by Board of Ed	\$200	See Insert	\$34,500 (3)	N/a
G volleyball	\$700	Pd by Board of Ed	\$200	See Insert	N/a	N/a
B wrestling	\$500	Pd by Board of Ed	\$1,700	See Insert	N/a	N/a
G (list sport)						
B (football)	\$10,000	\$3,000	\$1,000	See Insert	N/a	N/a
G (list sport)						
B (list sport)						

- Total expenditures on T-35 and T-36 on the 2004-2005 year report due by April 15, 2005, should reflect the total monies spent (rounded off to nearest hundred) for the entire year of 2003-2004 ending June 30, 2004.
- Booster Club Funding/Contributions must be included in the expenditures total.
- Indicate percentage of total expenditures for each gender: Total Expenditures \$ 273,300 % for boys 72 See note (4) % for girls 28

Principal's Signature:  Date: April 13, 2005

Notes for T35 and T36 Forms:

- (1) The amount for travel listed for Baseball and Softball reflect the money each spent on their annual spring break trips and not the normal season bus expense. The bus expenses for both teams are paid for by the Anderson County Board of Education.
- (2) Included in this amount is \$8,000 for a Press Box/Concession Stand that can be used by Track, Soccer, and Baseball. The total amount for the building was \$40,000
- (3) The total amount spent on the tennis court resurfacing was \$69,000
- (4) One of our long-term goals at Anderson County High School is to renovate the facilities for each sport. On the previous Title IX report, the Softball renovation was listed. The Softball coaches were given what they wanted in the way of improvements. In addition, the KHSAA does not have separate requirements for hosting a regular season softball game and any of the post-season games. On this report, the baseball renovation is listed. The amount needed to bring the baseball complex up to the level necessary to host the Semi-State was considerable. If one takes out the money spent to bring the Baseball field up to the KHSAA Semi-State requirements, the percentage spent on boys would be 63% and the percentage on girls would be 37%.
- (5) Since we do not have a swimming pool, we have to rent practice and competition facilities. During the 03-04 school year, we spent \$4,700 on rent. The swim team was primarily made up of female athletes.

ANDERSON COUNTY
SUPPLEMENTAL SALARY SCHEDULE

Revised 11/20/2000

Category	Position	Years of Experience			
		0-5	6-10	11-15	16 plus
A	Band Director	18.75	19	19.5	20
	Head Basketball Coach (Boys)	% of Base	% of Base	% of Base	% of Base
	Head Basketball Coach (Girls)				
	Head Football Coach				
B	1st Asst. Football Coach	14	14.5	15	15.5
		% of Base	% of Base	% of Base	% of Base
C	Head Soccer Coach (Boys)	10	10.5	11	11.5
	Head Soccer Coach (Girls)	% of Base	% of Base	% of Base	% of Base
	Head Baseball Coach				
	Head Softball Coach				
D	Wrestling Coach	9	9.5	10	10.5
	2nd Asst. Football Coach (2)	% of Base	% of Base	% of Base	% of Base
	Asst. Band Director				
	Asst. Basketball Coach (Boys)				
	Asst. Basketball Coach (Girls)				
	Head Track Coach				
E	Cheerleading Coach (Boys Varsity)	7.5	8	8.5	9
	Cheerleading Coach (Girls Varsity)	% of Base	% of Base	% of Base	% of Base
	Head Academic Coach				
	Head Volleyball Coach				
	Freshman Basketball Coach (Boys)				
	Freshman Basketball Coach (Girls)				
	Freshman Football Coach				
F	Head Football Coach 7th Grade (AMS)	5	5.5	6	6.5
	Head Football Coach 8th Grade (AMS)	% of Base	% of Base	% of Base	% of Base
	Head Basketball Coach 7th Grade (Boys)				
	Head Basketball Coach 7th Grade (Girls)				
	Head Basketball Coach 8th Grade (Boys)				
	Head Basketball Coach 8th Grade (Girls)				
	J.V. Cheerleading Coach				
	Speech/Drama				
	Yearbook Sponsor (ACHS)				
	Asst. Academic Coach				
	Asst. Baseball Coach (2)				
	Asst. Softball Coach				
	Asst. Soccer Coach (Boys)				
	Asst. Soccer Coach (Girls)				

ANDERSON COUNTY
SUPPLEMENTAL SALARY SCHEDULE

Revised 11/20/2000

F	Cross Country Coach Academic Head Coach AMS Choral Director	5	5.5	6	6.5
G	Asst. Football Coach (AMS) 7th Grade Asst. Football Coach (AMS) 8th Grade Asst. Track Coach (2) Cheerleading Coach (7th Grade) Cheerleading Coach (8th Grade) Golf Coach Head Soccer Coach (AMS Boys) Head Soccer Coach (AMS Girls) Asst. Cheerleader Coach (Boys Varsity) Asst. Cheerleader Coach (Girls Varsity) Yearbook Sponsor (AMS) Tennis Coach (Boys) Tennis Coach (Girls) Assistant Wrestling Head Baseball Coach (AMS) Softball Head Coach (AMS) <i>swim (ACHS)</i>	3 % of Base	3.5 % of Base	4 % of Base	4.5 % of Base
H	Academic Head Coach (Elementary) Asst. Speech Coach Asst. Volleyball Coach (ACHS) 6th Grade Showcase(AMS) Future Problem Solving (AMS) Written Assessment (AMS)	2.5 % of Base	3 % of Base	3.5 % of Base	4 % of Base
I	Asst. Academic Coach (Elementary/AMS) Asst. Cross Country Coach Asst. Golf Coach Asst. Soccer Coach (AMS Boys) Asst. Soccer Coach (AMS Girls) Asst. Softball Coach (AMS)	2 % of Base	2.5 % of Base	3 % of Base	3.5 % of Base
J	Cluster Leaders Department Heads Team Leaders Technology Coordinators	2 % of Base	2 % of Base	2 % of Base	2 % of Base
K	Math Team Coach (AMS)	5 % of Base	5 % of Base	5 % of Base	5 % of Base
L	Athletic Director 10 % of Base + 10 Days	10 % of Base	10 % of Base	10 % of Base	10 % of Base

2004-2005 KHSAA TITLE IX ATHLETICS AUDIT

KHSAA
Form T41
Rev. 10/04

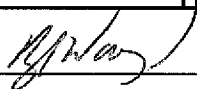
Checklist - Overall Interscholastic Athletics Program

DIRECTIONS:

For the Areas of Compliance (Opportunities and Benefits) listed on the left hand side of the page, place a checkmark under the appropriate column identifying whether your school provided an advantage to the Girls' Program, or to the Boys' Program or to Neither Program.

Areas of Compliance:	ADVANTAGE TO:		
	GIRLS' PROGRAM	BOYS' PROGRAM	NEITHER PROGRAM
OPPORTUNITIES			
Accommodation of Interest and Abilities			X
BENEFITS			
Equipment and Supplies			X
Scheduling of Games and Practice Time			X
Travel and Per Diem Allowances			X
Coaching			X
Locker Rooms, Practice and Competitive Facilities		X	
Medical and Training Facilities and Services			X
Publicity			X
Support Services			X
Athletic Scholarships			X
Tutoring			X
Housing and Dining Facilities and Services			X
Recruitment of Student Athletes			X

Principal's Signature: _____



Date: April 13, 2005

**2004-2005
TITLE IX**

SCHOOL NAME
Anderson County High School

CORRECTIVE ACTION PLAN

DIRECTIONS:

1. For Column 1, indicate the intended area which needs corrective action in order to achieve gender equity. For Column 2, write the suggested change or activities that will correct the area in need of alteration. For Column 3, include the estimated completion date for the changes or activities.
2. It is possible to attain compliance with Title IX and no longer need "corrective" action. However, the KHSAA strongly encourages compliant schools to identify items for improvement (Column 1), activities to accomplish the improvement (Column 2) and a timetable for completion (Column 3) that will strengthen the athletic program.
3. You may copy this form as needed. Please attach corrective action plans along with audit forms and submit by April 15, 2005.

COLUMN 1 ITEM FOR CORRECTION/ IMPROVEMENT	COLUMN 2 SUGGESTED CHANGE/ ACTIVITIES	COLUMN 3 TIME TABLE FOR CORRECTIVE ACTION/ COMPLETION
Boys Baseball received new uniforms in 2003-2004 so Girls Softball will receive new uniforms in 2004-2005.	New uniforms will be purchased for softball	2004-2005 school year.
The girls' locker room is in better condition but the boys' locker room is larger.	ACHS was scheduled to build an auxiliary gym and refurbishing the present gym this year (2004-2005). Two new locker rooms and an enlarged girls basketball locker room was to be created. This building process is now projected to begin during the 2005-2006 school year.	These improvements will be built during the 2005-2006 school year with occupation being in 2006.
Girls Basketball will order new uniforms during the 2004-2005 school year.	New uniforms will be purchased for basketball.	2004-2005 school year.
Boys Golf has school provided golf bags and Girls Golf does not.	Golf Bags for Girls Golf will be purchased	2004-2005 school year.
Last year, Baseball improved a dilapidated old section of the old football field house and they are now using that as their field house. The softball team also needs a field house.	Build the Girls Softball Team a brand new field house that will be comparable in size with Baseball field house	Planning 2005-2006 school year. Building 2006-2007 school year.

Principal's Signature: *[Signature]* Date: 4/13/05